



St Bertelina's Church of England Primary School

Year 2 Home Learning

Well, here we are in the last week of the school year....we made it!

I am hoping you are all doing okay? It's lovely to be setting your last week's work.

Joke: Why do teachers think children are like bananas?

Because you're a great bunch and make us smile and you're always ready to lend a "hand" (it's called a hand of bananas you know?)



We are hoping you all have a great summer break and are looking forward to coming back to school – with a few changes – in September. It's still our usual happy place but Mrs Burton, Miss Mugbel and I do miss you all being our "together classes" and seeing you all. Although I am leaving St Bert's I will certainly come and say goodbye/hello to my old class and see you all again. I am not vanishing forever at the end of this week!

This week you will receive your report from us and this will be a nice way to round off our year together knowing what lovely positive things your teacher thinks about you and your year's learning. They will come to you via email and have a letter explaining the details you need for coming back to school. The website is also our main communication to parents so keep checking on the corona virus update page for the most up to date changes and information.

Home learning this week was set by Mrs O'Neil.

Week beginning 20th July 2020

Please email helen.oneil@stbertelines.co.uk if you have any queries relating to the home learning.

Remember you don't need to complete everything that we set, just choose what you want to do.

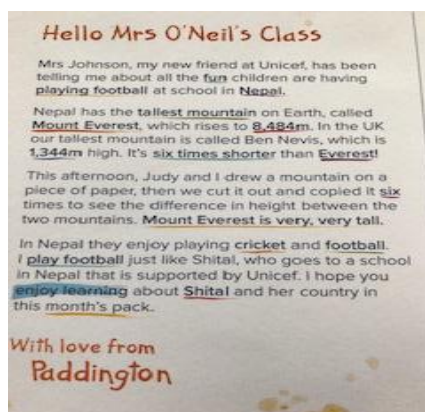
Look out for the stars next to each task and choose one which is suitable.

There are 3 differentiated challenges which have been graded with stars. At home, try your best to work your way through the levels when you are ready to:

1 ★ = easy,

2 ★ ★ = medium and

3 ★ ★ ★ = hard



Guess who's back...? It's Paddington and he has been on his last part of his world journey for this year. We have actually had **TWO POSTCARDS** so you can choose which country interests you the most - Nepal or Sudan. Our English work (and obviously Geography) are linked to his travels. Photographs are in the resources section.

- There is a fantastic continents world map video with playdoh here for you to see.

<https://www.youtube.com/watch?v=FWRnKOvCP6O&t=323s>

- Can you see from our photos which continent each country is in now we are at the end of our topic? Remember, LONDON is a city - the capital city - in the country of England which is part of Europe.



Maths This week there is a **summary activity** which will help to **revise a** little of each area from the maths curriculum. The answer sheet gives good guidance points of how to help if your child is finding a topic more difficult. Don't worry if this happens! It may be useful to share with the teachers how they have got on. I can email you individual worksheets on any particular areas you need more practice at from the list below. **This is from the URBrainy set or resources that many of you enjoyed using.** Try completing a topic or section each day of the week eg Number work Monday, Addition/Subtraction Tuesday, Fractions and money Wednesday, Measures on Thursday and Shapes and statistics on Friday. There is also the Oak Academy lessons to use and 3 Bitesize links below to try if you need more.

Objectives:

- Compare and order numbers
- Counting and number lines
- Number and place value
- More than and Less than
- Addition and Subtraction
- Multiplication and Division
- Fractions
- Money
- Measures – time and length
- Shape
- Statistics
- ***Your Maths worksheets can be found in the resource section of home learning.***

Please note these are not intended to be used as a set of written questions where the child answers on paper in silence. The questions can be read out loud. Encouraging discussion of the questions will give a much greater insight into the child's understanding. There are many more Bitesize videos to support the areas listed above you could watch if you find a certain area they are challenged by or just need more explanation.



<https://www.bbc.co.uk/bitesize/clips/zsvr87h> This is a good video clip of a concept children often need consolidation of - "finding the difference" by counting on.



<https://www.bbc.co.uk/bitesize/articles/z9yfxbk> Some problem solving challenges with pictures to help



<https://www.bbc.co.uk/bitesize/topics/znmtsbk/articles/zfv6pbk> This is what is known as the bar model method. This useful video (although the question is aimed at KS2) can be used to try these Year 2 problem solving challenges

Test Base: Weekly Arithmetic tests have also been uploaded onto the Home Learning Page.



There is currently an offer of 50% off the prices for 3 mths - quote the code 'summer



Reading:



See below for the Summer Reading Challenge



Comprehension task on **Flight** is in the resources section



Challenge text available on **Flight** in the resources section

Punctuation and grammar: Please use capitals and a variety of punctuation in your writing task this week. You should be accurate with full stops and capitals and be able to use commas, question marks and exclamations on occasion.

Spellings: Use the correct phonic sounds in words – checking with an adult if needed or using a dictionary. Correct speech and clarity on hearing letters or sounds is still the biggest hurdle for many of our children. Try saying a word 3x listening for each part or blend of letters then work out what you hear checking you make correct choices of sounds or realising it is a tricky word or an exception spelling.

Writing Tasks:

★ Can you **make a list** of the countries that Paddington has visited from the photographs? (see **resources section**) Remember that a list uses commas in between items and the word ‘and’ between the last two things. Also names of places and people **ALWAYS** need a capital letter. Are you learning the difference between **cities, countries and continents**? Which continent has Paddington **NOT** been to yet? What **different sentence starts** could you use for the list?

- Paddington has visited.....
- This amazing bear has been to.....
- Here is my list of
- Did you know Paddington has been to.....?
- Wow! He loves to travel...this bear has seen.....

★★ **Research** ONE of the latest place from Paddington’s travels. You have done a similar task before so could find out about flags, population, languages, landmarks, currency, houses, rivers and mountains, capital cities etc (See **resources section**)

Present this information as a **fact file or information page**. Try to use features such as **HEADING**, Sub- heading, **DID YOU KNOW** boxes, diagrams or pictures with labels.

If you could travel the world, where would **you** most like to go? This is a useful ‘hook’ to get people to read your page. You could add it to a corner and even answer it yourself. Say why.



The Adventures of Paddington (See **resources section**)

Put yourself into the character of Paddington. Could you write his **story** telling us all about the exciting voyage he went on from Peru to London to start with but then explain how he got from place to place? How did he travel? Did he meet anyone along the way? Which amazing landmarks did he see in which countries? You could pick Angel Falls in VENEZUELA to tell us he had a wash in the waterfall or nearly drowned.....let your imagination free and see what ideas you have. You could do a chapter a day and you certainly don’t have to cover all the countries....maybe just his favourites? If you have a notebook you could add pictures and illustrations. Try your best with using sentences which tell, and describe things well. **Have fun being an author!**



The **Summer Reading Challenge 2020** theme is **The Silly Squad**.

Each year we participate in the Summer Reading Challenge and for the last three years we have won as Halton's top school by achieving the most children taking part. This year is no different and we would like you to sign up and meet 'The Silly Squad!'

The Summer Reading Challenge, presented by The Reading Agency, is delivered in partnership with public libraries and funded by Arts Council England. The Challenge encourages children aged 4 to 11 to enjoy the benefits of reading for pleasure over the summer holidays, providing lots of fun as well as preventing the summer reading 'dip'. Each year the Challenge motivates over 700,000 children to keep reading to build their skills and confidence.

This year, the Summer Reading Challenge's Silly Squad will celebrate funny books, happiness and laughter. Children taking part in the Challenge will join the Silly Squad, an adventurous team of animals who love to have a laugh and get stuck into all sorts of funny books!

The 2020 Challenge features bespoke artwork from award-winning children's author and illustrator **Laura Ellen Anderson** (*Amelia Fang*; *Evil Emperor Penguin*; *I Don't Want Curly Hair*).

With the disruption caused by Covid-19 and the impact of social distancing on schools and public libraries, the 2020 Challenge will launch in a new digital format designed to keep children engaged and interested in reading. The Challenge will run from 5 June to mid-September. Halton library reopened on the 7th July with restricted hours, check out the website for details.

The Summer Reading Challenge website is free to access and features games, quizzes and downloadable activities that incentivise and encourage children to take part in reading related activities

Visit your local library website to find out how you can access eBooks, audiobooks, comics and magazines for free that you can use to complete the Challenge at home.

<https://summerreadingchallenge.org.uk>

library.haltonbc.info





RE and Worship:



This image is a modern take on the Feeding of the 5000 painted by artist Eularia Clarke (from the [Methodist Modern Art collection](#)), with fish and chips!

Christians believe the Bible teaches that God is a God of compassion. God feels the suffering of people. God's compassion is expressed in his mercy, his kindness, patience, grace, forgiveness and love'. Many Christians believe they are called to be a compassionate people. This compassion encompasses both a gut level feeling of sympathy and conviction as well as positive action taken on our part to relieve the suffering we observe.

"Compassion is an action word with no boundaries" Prince

Here are some retellings of the story of the Feeding of the 5000. Which do you like best!

- <https://www.youtube.com/watch?v=UyXP-kQfooU> this is a filmed reconstruction of the story
- <https://www.youtube.com/watch?v=CCA4oivfSYk> this is a cartoon version based on the Beginners Bible
- <https://www.youtube.com/watch?v=dfTBwsPy05g&feature=youtu.be> This storytelling version is by Rob James The Cannon of Wells Cathedral

In the section before the story of the Feeding of the 5000, the Bible says that Jesus 'had compassion' on the crowd – and had been healing those who were sick.

Looking at the crowd, the disciples saw that they would be getting hungry and went to Jesus to find out what he wanted them to do.

In the version in Matthew's Gospel, Jesus spoke probably some of the most challenging words that the disciples had ever heard:

'You find them something to eat!'

Imagine you are there in the crowd... one of the 5000+ men, women and children. Imagine your reaction as you hear Jesus speak those words... It seems impossible.

But Andrew had a different approach: 'Here is a boy with 5 loaves and 2 fishes' (verse 9)... A child's packed lunch!


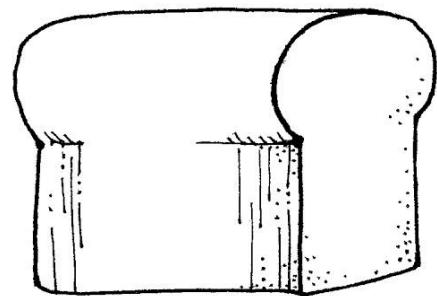
It's a start. Rather than moan about what they haven't got, Andrew's attitude is 'What have we got? Where can we start from?' This is an attitude Christians believe. What **actions** might demonstrate compassion to others today.... Tomorrow.... This week?

Go out from this place with **compassion** in your heart, and the desire to **act** it out.

So, what have **we** got? What can we offer in compassionate response the people's needs? Today the problems of the world can seem just too big...poverty, starvation, pandemics, refugees, climate change ... What difference can we make?

Many Christians believe that we can bring our 'loaves' and 'fishes' to Jesus and he can perform miracles.

What 'loaves' and 'fishes' have you got to bring? You might think it's not enough, but we all know what Jesus did with the little boy's lunch!



Print and cut out the pictures of the loaf and fish below. Think about what you can do to show compassion to others: Write down what you could do on the loaves and fishes. Keep those in a book, wallet or purse you look at regularly as a reminder.



<https://www.churchofengland.org/faith-action/faith-home/faith-home-videos/collective-worship-primary-schools-episode-10-compassion>

**TRY
THIS**

<https://www.youtube.com/watch?v=KXdgxcclYfE> Here is an easy art idea linked to our RE story of the Loaves and Fishes. Make a basket using an envelope, ribbon/pipecleaner and colours



St Berteline and St Christopher's Church
The Parish of Norton

 THE CHURCH
OF ENGLAND
Diocese of Chester

<http://www.stbertschurch.org.uk/service-videos/>

A message from St Bert's Church...Welcome, as we have suspended services for the moment we will keep this page up to date with our new regular web services at 10am. These will be broadcast through Facebook Live but we will then update them onto our website.

ART <https://www.bbc.co.uk/bitesize/clips/zs87tfr> Watch this amazing clip of the wonderful artist Andy Goldworthy actually at work. We have mentioned him at school before. He does stunning art using ice, frost, thorns, leaves, dew, rocks and all he sees around him




We have had some slate art left on the school doorstep during the lockdown. You will probably be able to find slate on your walks.



In this clip he is using nature – rain and slate – to create something amazing and beautiful. You might like to copy or create your own ideas based on what natural materials are around you in your garden or on your walks. Our **MATERIALS** topic began by thinking about man-made or natural objects. This seems a rather nice way to end it too.

What can you create? Think about lines and colours mostly as this is how Andy works



SCIENCE They should think about the properties of materials that make them suitable or unsuitable for particular purposes. **HISTORY** - learn about lives of significant individuals in the past who have contributed to national/international achievements – compare aspects of life in different periods.

- Have you heard of the names Coco Chanelor Vivienne Westwood?

Both these women have made **HUGE** contributions to the world of fashion

Coco Chanel died in 1971 but Vivienne Westwood is still alive.




CHANEL




**Vivienne
Westwood**

Watch their stories and think about what has happened to them in their lives.

<https://www.youtube.com/watch?v=IB3rkG2Lepo> Coco Chanel story

<https://www.youtube.com/watch?v=a-YJlrRhpvk> Vivienne Westwood story

Think about your dreams for the future - what would you like to grow up to do? And be? Do you have any big ideas?

Both these women are **INSPIRATIONAL** and help us to realise we can achieve incredible things . **We all start life as a child with a dream - what's yours?**

Maybe make a timeline of the important moments in their stories...or design a piece of your own clothing or jewellery...what materials would work best? Maybe write or draw about your dreams for the future.

