



**Week beginning:** Monday 6th July

**Year group:** Reception

**Email:** katie.davidson@stbertelines.co.uk

Thank you for sending your photos. It is lovely to see what you are getting up to at home. We really enjoyed our lighthouse themed activities last week and we are staying on our seaside theme this week with.....




# Tiddler

*The story-telling fish*


By Julia Donaldson

<https://www.youtube.com/watch?v=pBRT5vsfE3U>



**Literacy** All written activities have the star challenge ★ ★★ ★★★★★

- Write a story about one of the other sea creatures shown in the illustrations. Could you write a story about one of Tiddler's school friends?
- Write a story about Tiddler riding somewhere on a seahorse. Where does he go to? What happens there?
- Make up another 'tall tale' that Tiddler might tell. How would he explain this to his teacher?
- What lessons might the fish have at their school? Write a list of lessons.
- At nine o'clock on Wednesday, Tiddler was 'dawdling'. What does this mean?
- Make a missing poster for Tiddler. Include a drawing of Tiddler and use your best describing words to write about him.
- A 'shoal' is the collective noun for a group of fish. Can you find out other collective nouns?
- Imagine that you could go diving underwater. What might you see? What words could you use to describe things? Watch this video to get some ideas: [https://www.youtube.com/watch?time\\_continue=1&v=hX7eEWFAiFE&feature=emb\\_title](https://www.youtube.com/watch?time_continue=1&v=hX7eEWFAiFE&feature=emb_title)

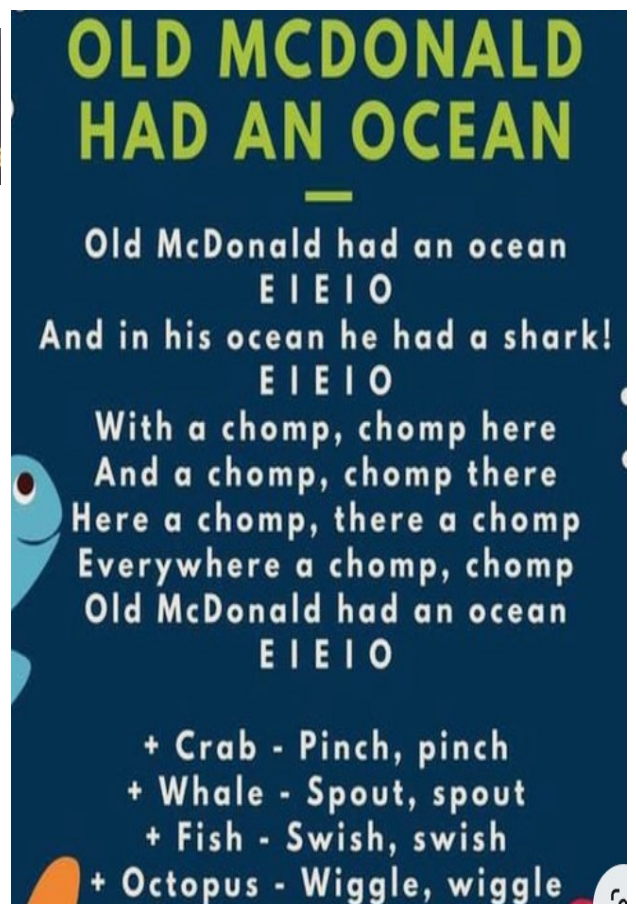


## Maths

- Can you make a number line of fish? Write a number on each fish and then put them in order.  
★ 1-10      ★★ 1-15      ★★★ 1-20 and over
- Can you make different sized fish and order them? What is the longest fish you can make? The shortest?
- Use your fish to create subtraction and addition problems. E.g. there are 7 fish swimming in the sea and 2 go riding on a seahorse. How many are left?  
★ Stay within 10      ★★ Stay below 15      ★★★ Stay below 20
- Explore capacity. Fill up a big bowl of water and use different containers to fill and pour. Can you explain what full, half full, empty means? How many of your smallest container does it take to fill the largest? Guess then check.
- Make a fishing game. Use your number line fish or make some more. Slip a paper clip on them, or a staple (something metal) then use a magnet to pick them up. Which number did you get? Or you could add a little hook to them and create a rod to pick them up.
- Flappy fish races. Make fish out of paper and waft some more paper or card at them. They should move using the air from the waft. Can you have a race? Order them using first, second, third....
- Here's a link to some maths lessons linked to another Julia Donaldson book The Snail and the Whale <https://whiterosemaths.com/homelearning/early-years/> Scroll to week 6.

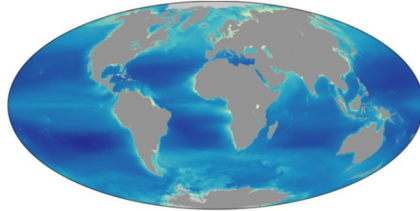
## Getting Creative

- You could make a wooden spoon fish.
- Make a boat...will it float?
- Sing this song, can you make up a new verse?
- Make the ocean in a bottle  
<https://happyhooligans.ca/ocean-in-bottle/>
- Use the characters to play different games. You could play bingo or pairs. <http://www.collaborativelearning.org/tiddler.pdf>
- Draw a fish and decorate it using a pattern.
- Can you spot the 'Gruffalo' fish in the illustrations? Can you design your own fish based on a character from a popular story?
- Draw or paint an underwater scene. Use [some of these images](#) to help you.



## **Understanding our World**

- Look on a map and find different seas and oceans around the world.
- Find ponds / rivers / lakes near to where you live. Could you go on a walk there?
- Find out why plastic is bad for our seas. How does pollution affect sea creatures? Watch this video on Newsround <https://www.bbc.co.uk/newsround/47979998> How can people help?
- Find out how stories are passed on throughout history. Do you know any very old stories that are still told today? How have they changed over the years? Fairy tales are perfect for this.



## **Science**

- Look at the illustrations and identify the different sea creatures shown.
- Research one of the creatures in the story and write about it. What does each creature eat? How does it move? How is it adapted to help it live underwater?
- Investigate floating and sinking. How do fishing boats stay afloat? What materials and shapes are the best to use when designing a boat?
- Tiddler sees some flying fish while he is having his adventure. Watch this video to learn more about them: <https://youtu.be/gAjzHOvWSIA>

## **RE and Worship:**



**“The person who gives with a smile is the best giver because God loves a cheerful giver.”  
Mother Teresa**

Please watch the Church of England's Collective Worship assembly:

<https://www.churchofengland.org/faith-action/faith-home/faith-home-videos/collective-worship-primary-schools-episode-8-generosity>

Being generous is a conscious decision from the heart to do something with what you have. Christians believe that God calls his people to be generous with what he has given to them. It is a sign of trust in God, that there will be enough for everyone, so share it. Being generous isn't always about money, we can be generous in so many other practical ways.

**Have you ever stopped to think about how generous the world around us is?**

Christians believe this is a sign of God's generosity! Fruit, flowers, water, sunlight, crops, fish, weather, birds and animals.

**Could you create a generosity tree?** Can you decorate it with symbols of generosity?

I wonder what these would look like. You can draw around your hands if you don't have any paint at home.

Think about all of the people you care about and then reflect on how you could be generous to each of those people.

Keep the tree up as a reminder to be generous.



What does it mean to be generous?

Is being generous a choice?

What stops you from being generous?

How could we spread generosity through our relationships and actions?

Is it important that people see our generosity?

How can you be generous to each other at home?

Could you use your words to be more generous to those you live with?

Could you be generous with your space or time?

How could you share your generosity with others?

Could you pledge to give regularly to a local food bank?

Could you make time to talk to your neighbours rather than just saying hello?

***Each one must give as he has decided in his heart, not reluctantly or under compulsion, for God loves a cheerful giver. – 2 Corinthians 9:7***