



St Bertelina's Church of England Primary School

Home Learning Year 6

Week beginning: 15th June

Home learning this week was set by Mrs Dix. Please email Pedita.dix@stbertelines.co.uk if you have any queries relating to the home learning.



Happy Monday! I hope you are all keeping well and still managing to keep yourselves busy. What a wet week it was last week?! The weather is supposed to be better this week so hopefully that means you can get out in the garden again!

As you can see the home learning has changed and there is a letter on the website 'Changes to Home Learning' which explains this further. Some of the learning over the upcoming weeks may be new learning or revision based where we visit something that we have already covered before.



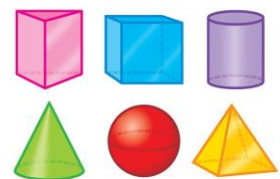
Maths:

Learning objectives:

To answer a range of arithmetic questions with confidence.

To recognise, describe and identify 3-D shapes, including nets.

To solve problems involving 3D shapes.



Task 1-

Arithmetic: Complete the questions in your maths books please.

<https://myminimaths.co.uk/year-6-arithmetic-practice-paper-week-6/>

There is also the Testbase arithmetic available if you prefer it or if you want to do both! You can find this inside the year 6 page-in the resources folder.

Task 2

Read through these pages and play the interactive games as a warm up.

<https://www.bbc.co.uk/bitesize/topics/zjv39j6/articles/zgqpk2p>

<https://www.bbc.co.uk/bitesize/topics/zt7xk2p/articles/z247tv4>

Below are some structured lessons from the Oak Academy resource based on our 3D shape learning objectives. Remember: each lesson has a quiz first to recap any prior knowledge. Complete this and then you need to press 'close quiz'. Next, return back to the starting page and press 'next activity' then follow the on-screen instructions.

Work through the tasks below-they get progressively harder. If level one was challenging enough, that is okay, just stop there and keep practising that!

Challenge *

<https://classroom.thenational.academy/lessons/coordinates-and-shapes-to-recognise-3-d-shapes>

Challenge **



<https://classroom.thenational.academy/lessons/coordinates-and-shapes-to-recognise-nets-of-3-d-shapes>

Challenge ***

<https://classroom.thenational.academy/lessons/coordinates-and-shapes-to-solve-problems-involving-3-d-shapes>

English

Reading: Keep reading at home! This book has been recommended this week...



Have a go at this comprehension task. This is lengthy-break it up!

https://cdn.oxfordowl.co.uk/2017/03/30/09/43/48/564/2749604_Reading_Comp_B.pdf

I hope you notice that the extract is very 'informal'.

Writing: Please see Science.



SPaG:

Learning objective: To understand how using commas can avoid ambiguity/clarify meaning.

In school, we had spent a lot of time on using commas to separate clauses and for adding extra information, but we did not get to spend enough time on using commas to avoid ambiguity. The lesson below is a great resource to show how important comma use is. Please watch the video and complete the quiz.

<https://www.bbc.co.uk/bitesize/articles/zdy8qnb>

A funny example:

Let's eat Grandma- no commas so it means that we should eat our Grandma!

Let's eat, Grandma-comma indicates that it is time for Grandma to eat.

I have also added your year 5/6 spelling list to the resources folder-revisit it and sharpen up!

Science: Living Things and their Habitats

Over the next couple of weeks, we are going to look at the differences in the life cycles of a mammal, an amphibian, an insect and a bird.

Learning objectives:

To know what a mammal and an amphibian is.

To explain what **metamorphosis** is.

To describe the life cycle of a mammal and an amphibian.



Task 1: Watch this video

<https://www.bbc.co.uk/bitesize/topics/zgssgk7/articles/zwn6mnb>

Task 2: Revise and research the differences between a mammal and an amphibian. You could write a short definition of a mammal and an amphibian.

Task 3: Find out what **metamorphosis** is. Can you think of anymore examples of metamorphosis? Does a mammal go through metamorphosis?

<https://youtu.be/gKCIXDDiYLY>

Task 4: Research the life cycle of a mammal and an amphibian and then have a go at the two tasks on the next page. You do not have to print and use this sheet- this is just an idea of how to present it. Just write a short piece about each stage of the mammals and amphibians life cycle.

Topic/Foundation Subjects

Art: Mosaic animal artwork. Mosaic can be created effectively by using cut up, coloured paper and then sticking it inside the outline of an animal to create patterns.

There are some lovely examples online. Just Google search: 'animal artwork mosaic ks2'. Choose either a mammal or an amphibian please. I would love to see your finished pieces!



RE and Worship

Watch this assembly all about having patience. Perhaps you could try the activity, sitting still for 2 and half minutes.....Practise being patient!

<https://classroom.thenational.academy/activity-clubs/faith-at-home/episodes/patience-primary/>



How else can you practise being patient at this time?

- Wait patiently and joyfully in this very strange time-until we know when we can meet again!
- Your parents are probably so overloaded with working, cooking, cleaning and helping you and your siblings with home learning-be patient with them.
- Your younger siblings might not understand this situation as much as you do- be patient with them.

Church Links:

Take a look at the church web-site. Steve Torr is celebrating services from his study on-line. You can join him at:

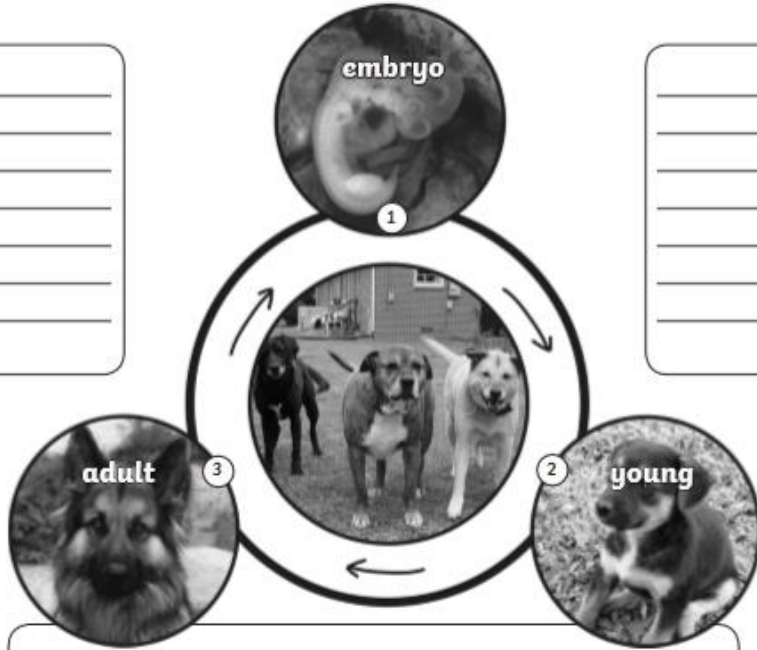
<https://www.stbertschurch.org.uk/>

The Church of England have weekly collective worship resources, with the Archbishop of Canterbury leading the opening worship. It will be available for live stream through the TES YouTube channel:

https://www.youtube.com/channel/UC-gOKwgu5_g9Pm1YBMb5G_A

The Mammal Life Cycle

Complete by writing an explanation for each stage.



The Amphibian Life Cycle

Complete by writing an explanation for each stage.

